



**FLOWVIS<sup>®</sup>**  
**FLOW METERS**



**A REVOLUTION IN RELIABLE  
FLOW MEASUREMENT**



# THE BRAND MORE POOL OWNERS & OPERATORS TRUST

Ingenious in concept and flawless in operation, FlowVis® has been revolutionizing the way pool owners and operators measure flow since its inception in 2012.

With unrivaled average accuracy, greater installation flexibility, and more NSF 50 certified models than any other brand, it's easy to see why FlowVis® is the pool & spa industry's flow meter of choice.

## GIVE YOUR CUSTOMERS THE QUALITY THEY EXPECT




Unrivaled accuracy across the entire model range.

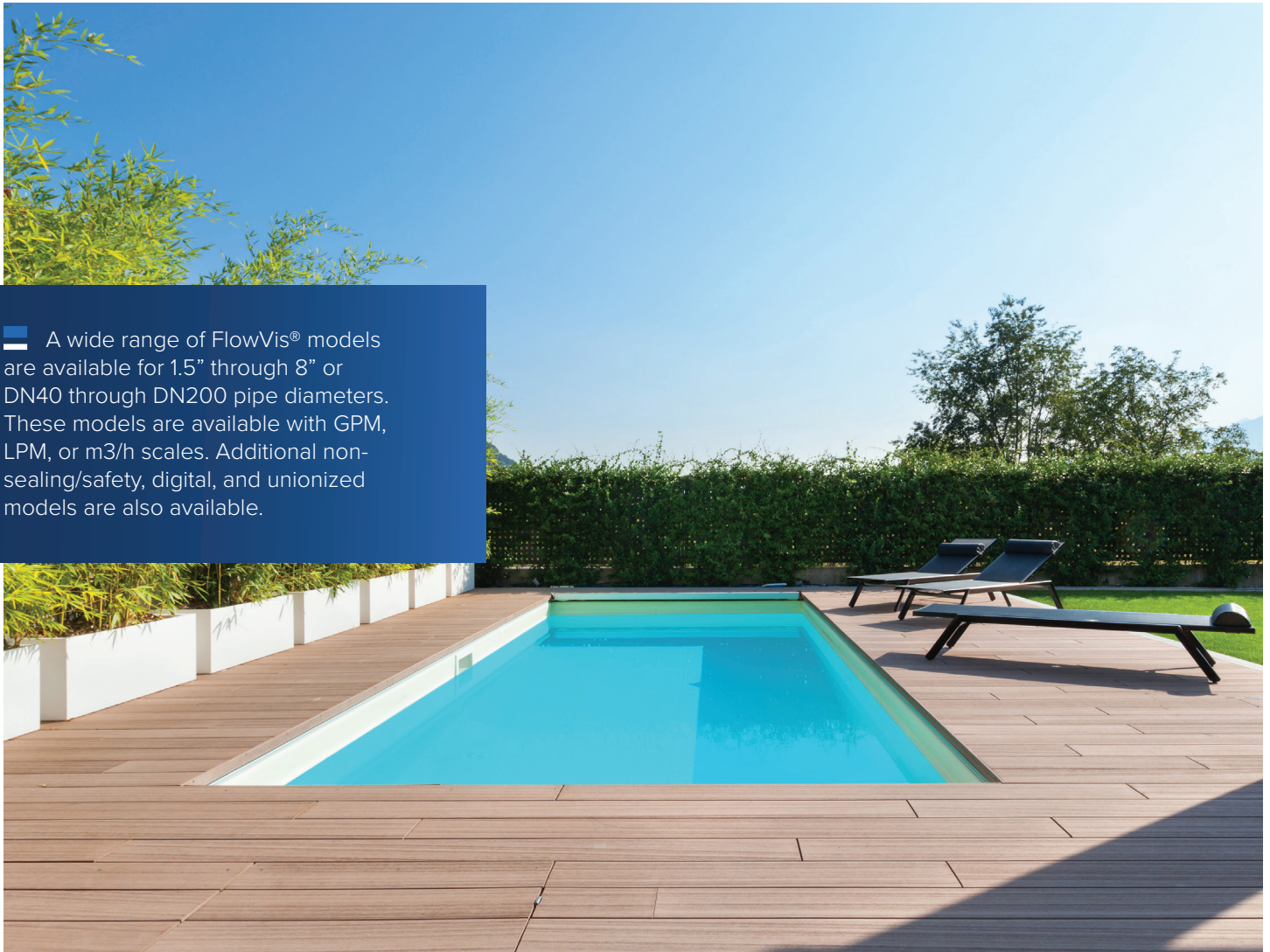


Robust construction and uncompromising quality.



Installation flexibility; no requirement for 15x straight pipe.

 A wide range of FlowVis® models are available for 1.5" through 8" or DN40 through DN200 pipe diameters. These models are available with GPM, LPM, or m3/h scales. Additional non-sealing/safety, digital, and unionized models are also available.



## A BETTER FLOW METER MEANS MORE SAVINGS

Installing a variable speed pump for energy savings makes complete sense, but the only way to know where to set the pump's speed is by knowing the flow rate. Establishing the required flow rate also allows the user to achieve turnover requirements; setting the flow rate too high will use more energy than required and setting it too low will result in a dirty pool.

## VELOCITY SCALE

While flow and velocity are related, very few people appreciate just how fast water travels through a suction fitting and a filtration system. Safety advocates are now placing an even greater emphasis on this, and FlowVis® is the first flow meter to display the velocity reading as a standard feature.

The new velocity scale - which provides a readout of velocity in feet-per-second for both the suction and discharge side of the pump - is now featured on nine different FlowVis® models.



## FLOWVIS® ALLOWS YOU TO:

### Save energy

Maximize energy saving potential by running the pump at its optimal speed

### Skim efficiently

Balance the filtration system by knowing the flow.

### Reduce chemical usage

Reducing the flow rate to what is required, can also reduce chemical usage.

### Maintain a cleaner pool

Optimize the filters efficiency by operating at its effective flow rate.

### Ensure heater efficiency

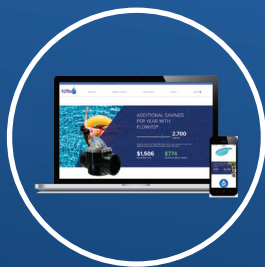
Achieve maximum heat transfer by operating at the optimal flow rate.

### Optimize water feature operation

Achieve precise and repeatable valve positioning for perfect water feature appearance.

## FLOWVIS® PRODUCTS & SERVICES

Our growing FlowVis® product line features robust products with unique features and functionality. Find the products that meet your needs!



### FlowVis® calculator

Use the FlowVis® calculator to determine how much money you could be saving by using FlowVis, visit: [h2flow.net/flowvis-calculator](http://h2flow.net/flowvis-calculator)



### FlowVis®




### FlowVis® Digital


A digital upgrade for standard FlowVis® models. Featuring digital readouts of flow, turnover rates, min/max flow alarms, and more!

# THE FLOWVIS®

## PRODUCT LINE



FV-15 for  
1.5" pipe



FV-2 for 2" and FV-25  
for 2.5" pipe



FV-3 for  
3" pipe

### KEY FEATURES

	FV-15	FV-2	FV-25	FV-3
NSF 50 Certified	PENDING	YES	YES	PENDING
Pipe Type	SCH40	SCH40	SCH40	SCH80 (model FV-3-40 available for SCH40)
Fitting Type	Valve Body	Valve Body	Valve Body	Tee
Check Valve Functionality?	YES	YES	YES	NO
Velocity Scale	YES	YES	YES	YES
Calibration Required?	NO	NO	NO	NO
Warranty	3-Years	3-Years	3-Years	3-Years
Design Life	15-Years	15-Years	15-Years	15-Years
Spring Replacement	7-Years	7-Years	7-Years	7-Years
Manufactured in USA	YES	YES	YES	YES

Say 'hello' to the family of FlowVis® flow meters. With more NSF 50 certified models and a higher average accuracy than any other brand of flow meter, you'll be glad we made the introduction!






FV-4 for 4" pipe




FV-6 for 6" pipe



FV-8 for 8" pipe

 FV-4	 FV-6	 FV-8
PENDING	PENDING	PENDING
SCH80	SCH80	SCH80
Tee	6 x 3 Saddle-clamp	6 x 4 Saddle-clamp
NO	NO	NO
YES	YES	YES
NO	NO	NO
3-Years	3-Years	3-Years
15-Years	15-Years	15-Years
7-Years	7-Years	7-Years
YES	YES	YES

OUR QUALITY IS  
OUR IDENTITY



## WHAT THE PRO'S SAY

JOIN THE THOUSANDS OF POOL PROFESSIONALS WORLDWIDE THAT ARE SEEING THE BENEFITS OF USING FLOWVIS® FLOW METERS.



**“ I ABSOLUTELY LOVE THAT I GET A VERY ACCURATE FLOW READING ANYWHERE I NEED TO PLACE IT IN THE PUMP ROOM”.**

Michael Geyer  
President, Exceptional Water Systems, Mesa, AZ



**“ FINALLY! A RELIABLE FLOW METER FOR POOLS. CHECK OUT FLOWVIS®”.**

Wes Burdine  
Owner, Aquatic Energy Consulting, Kingsport, TN

# HEAD LOSS DATA

FlowVis® has a small to moderate impact on head, depending on the model:

HEAD LOSS (ft H <sub>2</sub> O)									
Flow	FV-15	FV-15-U	FV-2	FV-2-U	FV-25	FV-3	FV-4	FV-6	FV-8
Low	1.6	1.3	1.8	1.1	1.8	1.0	0.55	0.22	0.21
Mid	2.6	2.7	3.4	2.5	3.4	1.8	1.3	0.45	0.45
High	4.8	6.4	4.7	4.6	4.7	2.9	1.45	0.9	0.6

HEAD LOSS (psi)									
Flow	FV-15	FV-15-U	FV-2	FV-2-U	FV-25	FV-3	FV-4	FV-6	FV-8
Low	0.64	0.6	0.75	0.5	0.75	0.25	0.28	0.1	0.09
Mid	1.15	1.2	1.5	1.1	1.1	0.8	0.63	0.25	0.18
High	2.1	2.8	2.1	2.0	2.1	1.3	0.68	0.4	0.26

# SPECIFICATIONS

	FV-15	FV-2	FV-25	FV-3	FV-4	FV-6	FV-8
Flow Range (GPM)	10-80	10-110	10-110	70-240	125-450	300-1000	600-1800
Flow Range (LPM)	38-303	38-416	38-416	165-908	473-1703	1136-3785	2271-6814
Flow Range (M3/h)	2-20 (DN40)	2-25 (DN50/65)	2-25 (DN50/65)	16-55 (DN80)	28-102 (DN100)	68-227 (DN150)	113-409 (DN200)
Velocity Indication	YES						
Working Pressure	50 PSI						
Average Accuracy	>98%*	97.9%	97.9%	>98%*	>98%*	>98%*	>98%*

## NSF 50 CERTIFICATION LEVELS

Horizontal Straight Pipe	TBD*	L1	L1	TBD*	TBD*	TBD*	TBD*
Horizontal Between 90's	TBD*	L1	L1	TBD*	TBD*	TBD*	TBD*
Vertical Up Straight Pipe	TBD*	L1	L1	TBD*	TBD*	TBD*	TBD*
Vertical Up Between 90's	TBD*	L1	L1	TBD*	TBD*	TBD*	TBD*
Vertical Down Straight Pipe	TBD*	L1	L1	TBD*	TBD*	TBD*	TBD*
Vertical Down Between 90's	TBD*	L1	L1	TBD*	TBD*	TBD*	TBD*

\* Pending NSF 50 test results.

## Guide for NSF 50 Accuracy Levels

**Level 1 (L1):** Average of absolute values of all single point deviations must be ≤2%. Single point deviations shall not exceed ±4%.

**Level 2 (L2):** Average of absolute values of all single point deviations must be ≤5%. Single point deviations shall not exceed ±7.5%.

**Level 3 (L3):** Average of absolute values of all single point deviations must be ≤10%. Single point deviations shall not exceed ±12.5%.

**Level 4 (L4):** Average of absolute values of all single point deviations must be ≤12.5%. Single point deviations shall not exceed ±15%.

**Level 5 (L5):** Average of absolute values of all single point deviations must be ≤15%. Single point deviations shall not exceed ±20%.

# MORE PRODUCTS FROM H2FLOW



## FLOWVIS® DIGITAL

Digital upgrade for standard FlowVis, featuring unmatched accuracy and reliability.



## ECO-FLOW®-C AC DRIVE

Premium Variable Frequency Drive developed specifically for the commercial pool market.



## ECO-FLOW®-F AC DRIVE

Premium Variable Frequency Drive developed specifically for the commercial fountain market.



## PSP20 ANTI-ENTRAPMENT DEVICE

The industry professional's anti-entrapment solution of choice.

FLOW METERS • AQUATIC AC DRIVES • ANTI-ENTRAPMENT DEVICES



3545 SILICA RD | SYLVANIA, OH 43560 | USA | 888.635.0296 | [h2flow.net](http://h2flow.net)

©2020 H2flow Controls, Inc. All H2flow trademarks are owned by H2flow Controls, Inc. Any use of the H2flow Controls, Inc., FlowVis, FlowVis Digital, Eco-Flow or PSP20 names, H2flow logo, or FlowVis product images is strictly prohibited without the expressed written consent of H2flow Controls, Inc. and its officials.

FlowVis Rev.3.4. All rights reserved.

